

# LIBBY FROM OVERDRIVE



**Libby** is an app that you can use to browse, check out, download, and enjoy ebooks or audiobooks from OverDrive on your mobile device. **It is the only app that can access the Overdrive collection on Apple and Android devices.** It allows you to:

- Download eBooks and audiobooks for offline reading, or stream them to save space
- Automatically synchronize your location in a book across multiple devices
- Keep track of your reading history
- Add multiple library cards, even from different libraries

## WHAT DEVICES WORK WITH LIBBY?

- Apple devices iOS 10+
- Android devices 5.0+
- Kindle Fire OS 5+
- Mac, Windows, Chromebook computers

## WHAT YOU'LL NEED:








- Your HCPL Library card
- Internet access
- A mobile device or computer

## GETTING STARTED

1. Find the free Libby app in your device's app store and install it.
  - a. Currently, Libby is not available in the Amazon Appstore. To install Libby onto a Kindle device, use the instructions on Overdrive's website: [overdrive.com/apps/libby/kindlefire](https://overdrive.com/apps/libby/kindlefire).
2. Follow the prompts on the screen to set up the device:
  - a. The welcome screen will ask "**Do you have a library card?**" Tap **Yes**.
  - b. Next, tap **Search for a Library**. If you already have Libby on another device, tap Copy from Another Device.
  - c. In the search bar, **type Henrico County**. Under Matching Libraries, **select Henrico County Public Library**.
  - d. Add a library card by tapping **Sign in With My Card**.
  - e. Enter your HCPL **library card number** (no spaces).
  - f. **After linking** your card, tap **Next**.
  - g. **Begin browsing** the collection!

## USING LIBBY

A menu bar is located at the bottom of the screen with five options: **Search, Library, Main Menu, Shelf, Timeline**

- Search**  • Tap the **Search** icon to bring up the search bar, where you can enter titles, authors, and general keywords.
- You can also **Explore with Filters**, such as 'available now' or 'audiobooks.' Tap the menu icon  to browse additional filters.
- Library**  • Tap the **Library** icon to browse HCPL's Overdrive collections.
- Tap the menu icon  to filter what displays in the library. You can filter by subject, availability, audience, language, and more.
  - To **borrow a title, tap it**, then select Borrow. Select the **duration of your loan** by tapping the '14 days' option and adjust as needed.
- Main Menu**  • Tap the **Main Menu** icon to access your account settings. Here you can:
- Manage your notifications
  - Add additional libraries and manage your cards
  - Ask questions and access help resources
  - Configure your settings for accessibility, language, navigation, and more.
- Shelf**  • Tap the **Shelf** icon to access and manage your **loans, holds, and tags**.
- Tap **loans** to view checked out items. Here you can also return or renew an item by selecting **Manage Loan**.
  - Tap **holds** to view your hold items and estimated wait times. Here you can also suspend or cancel a hold by selecting **Manage Hold**.
  - Tap **tags** to view and add new tags. Tags provide a way for users to **categorize items**. For example, you could create a 'wish list' tag for books you want to read.
- Timeline**  • Tap the **Timeline** icon to view your reading history.

When reading, tap the edges of your screen or swipe to turn pages. Tap the center of your screen to show controls.

**Need more help?** Visit our **Downloads & Streaming** page ([henricolibrary.org/downloads-streaming](https://henricolibrary.org/downloads-streaming)), **contact your library** ([henricolibrary.org/locations](https://henricolibrary.org/locations)) or **Ask a Librarian** using the green tab on the right side of our website.